

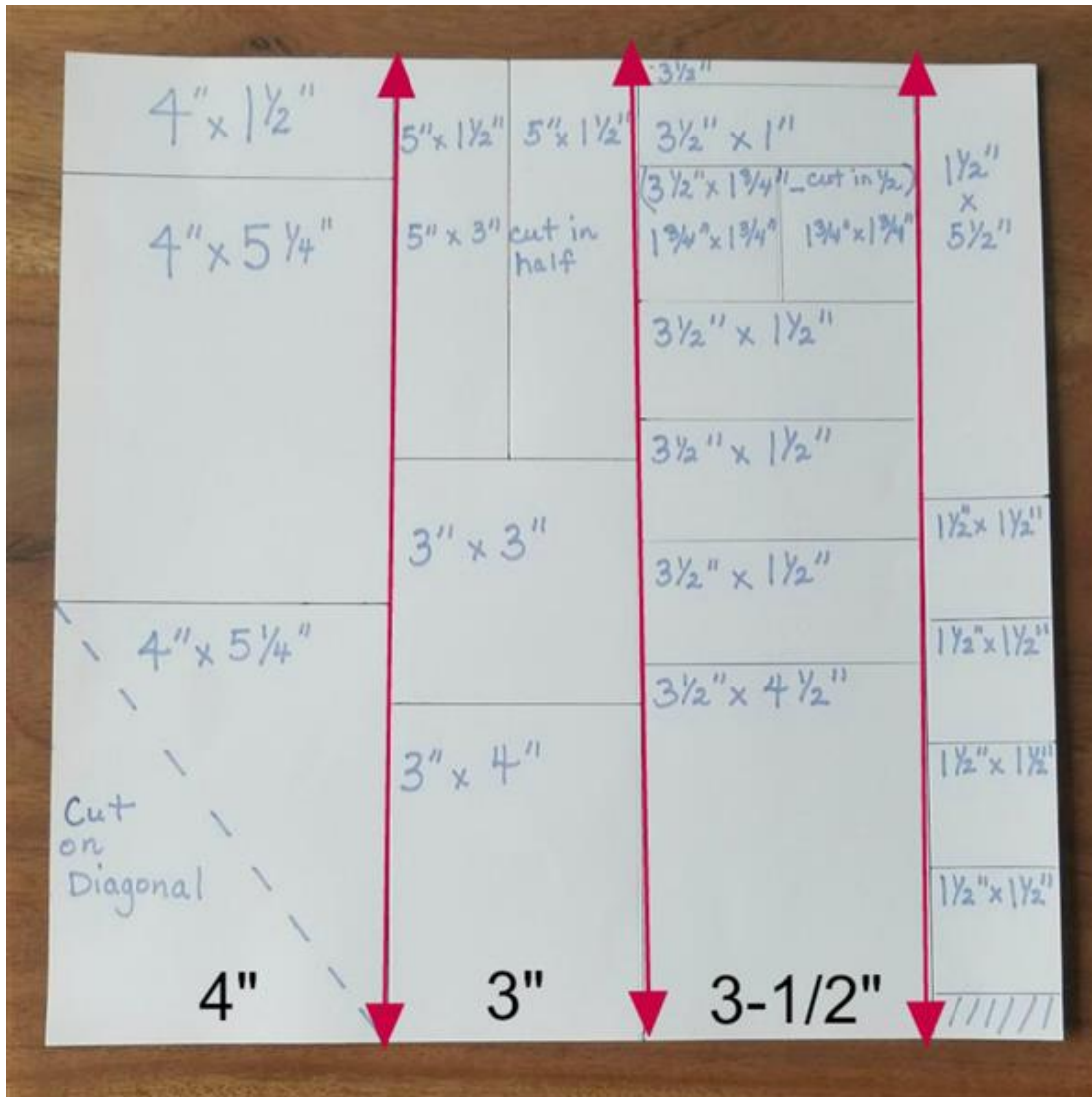
# Maximizing Your Designer Series Paper

Margaret Knight

678-910-2480

[Margkni@gmail.com](mailto:Margkni@gmail.com)

[www.margaretknight.net](http://www.margaretknight.net)



# Maximizing Your Designer Series Paper

Margaret Knight  
678-910-2480  
[Margkni@gmail.com](mailto:Margkni@gmail.com)  
[www.margaretknight.net](http://www.margaretknight.net)

## Card #1



- Pool Party Cardstock: 5-1/2" x 8-1/4" scored at 4-1/4" for card base
- Grapefruit Grove Cardstock: 5-3/8 x 4-1/8"
- Designer Series Paper: 5-1/4" x 4"
- Whisper White Cardstock for sentiment: 3-1/4" x 3-1/4"
- Stitched All Around Stamp Set
- Tuxedo Black Memento Ink Pad
- Stitched Labels Framelits Dies
- 1/4" Lemon Lime Twist Ombre Ribbon
- Basic Adhesive-Backed Sequins

# Maximizing Your Designer Series Paper

Margaret Knight

678-910-2480

[Margkni@gmail.com](mailto:Margkni@gmail.com)

[www.margaretknight.net](http://www.margaretknight.net)

## Card #2

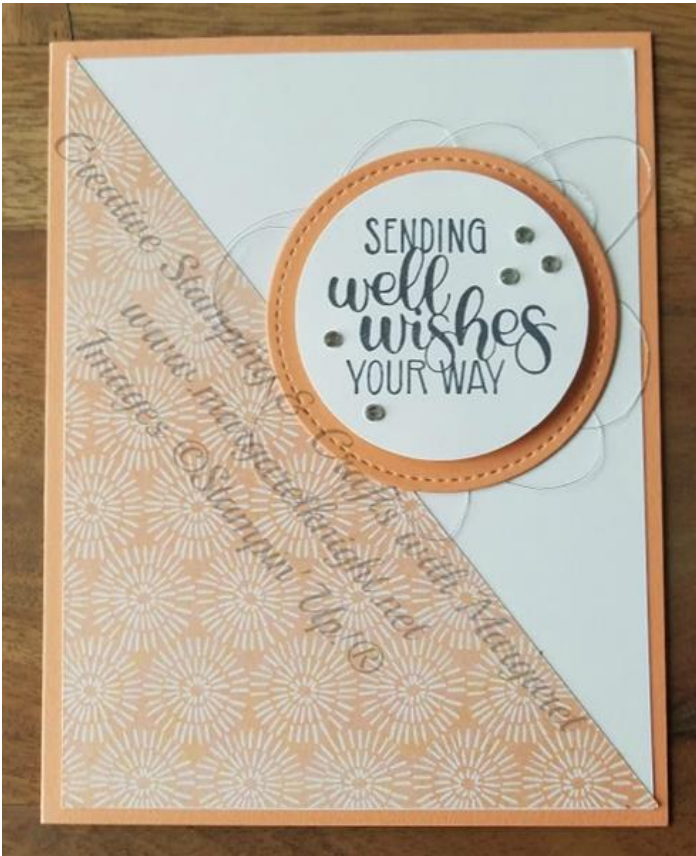


- Lemon Lime Twist Cardstock: 4-1/4" x 11" scored at 5-1/2" for card base (side fold card); 2-3/4" x 2-3/4" for sentiment layer
- Whisper White Cardstock: 4" x 5-1/4", 2-1/2" x 2-1/2" for sentiment
- Designer Series Paper: triangle from the 5-1/4" x 4" cut on the diagonal
- Subtle Texture Impressions Embossing Folder (for Whisper White Layer)
- Love What You Do Stamp Set
- Tuxedo Black Memento Ink Pad
- 2-1/2" Circle Punch
- Layering Circles Thinlits (or the retired 2-1/2" circle punch)
- 1/4" Lemon Lime Twist Ombre Ribbon

# Maximizing Your Designer Series Paper

Margaret Knight  
678-910-2480  
[Margkni@gmail.com](mailto:Margkni@gmail.com)  
[www.margaretknight.net](http://www.margaretknight.net)

## Card #3



- Grapefruit Grove Cardstock: 5-1/2" x 8-1/2" scored at 4-1/4" for card base; 2-3/4" x 2-3/4"
- Whisper White Cardstock: 5-1/2" x 4"; 2-1/2" x 2-1/2"
- Designer Series Paper: triangle from the 5-1/4" x 4" cut on the diagonal
- Dandelion Wishes Stamp Set
- Tuxedo Black Memento Stamp Pad
- Silver Metallic Thread
- Basic Rhinestones

# Maximizing Your Designer Series Paper

Margaret Knight  
678-910-2480  
[Margkni@gmail.com](mailto:Margkni@gmail.com)  
[www.margaretknight.net](http://www.margaretknight.net)

## Card #4



- Pool Party Cardstock: 4-1/4" x 11" scored at 5-1/2" for card base (top fold card); scrap for punching 1-1/4" circle layer
- Lemon Lime Twist Cardstock: 4" x 5-1/4"
- Whisper White Cardstock - scrap to stamp sentiment and punch with 1" circle punch
- Designer Series Paper: 4" x 1-1/2"
- Lemon Lime Twist Mini Ruffled Ribbon
- Leaf Dynamic Texture Impressions Embossing Folder



# Maximizing Your Designer Series Paper

Margaret Knight  
678-910-2480  
[Margkni@gmail.com](mailto:Margkni@gmail.com)  
[www.margaretknight.net](http://www.margaretknight.net)

## Card #5



- Thick Whisper White Cardstock: 4-1/4" x 11" scored at 5-1/2" (side fold card)
- Grapefruit Grove Cardstock: 4" x 5-1/4"
- Pool Party Cardstock: 4-1/4" x 3-1/4"
- Designer Series Paper: 4" x 3"
- Whisper White Cardstock: 2-1/2" x 2"
- Love What You Do Stamp Set
- Grapefruit Grove Classic Stampin Pad
- Grapefruit Grove 1/8" Ribbon

# Maximizing Your Designer Series Paper

Margaret Knight  
678-910-2480  
[Margkni@gmail.com](mailto:Margkni@gmail.com)  
[www.margaretknight.net](http://www.margaretknight.net)

## Card #6

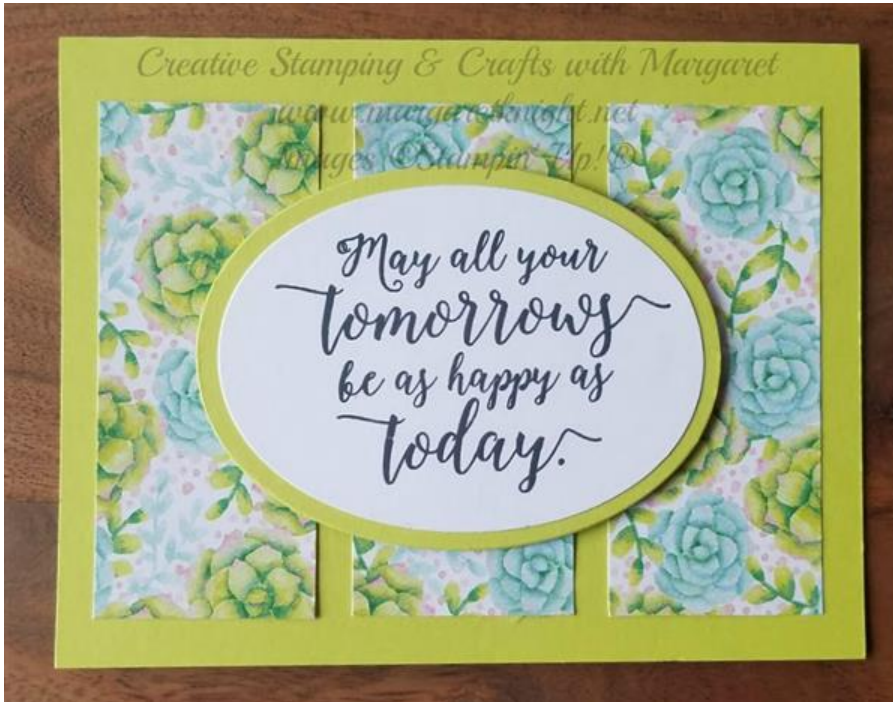


- Thick Whisper White Cardstock: 5-1/2" x 8-1/2" scored at 4-1/4"
- Pool Party Cardstock: 3-1/4" x 3-1/4"; 1-3/4" x 5-1/4"; 2" x 2-1/4" for Pretty Label Punch
- Designer Series Paper: 1-1/2" x 5"; 3" x 3"
- Lemon Lime Twist Cardstock: scrap for 1-1/4" Circle Punch
- Whisper White Cardstock: scrap for 1" Circle Punch
- Beauty Abounds Stamp Set
- Tuxedo Black Memento Ink Pad
- Silver & Pool Party Baker's Twine

# Maximizing Your Designer Series Paper

Margaret Knight  
678-910-2480  
[Margkni@gmail.com](mailto:Margkni@gmail.com)  
[www.margaretknight.net](http://www.margaretknight.net)

## Card #7




- Lemon Lime Twist: 5-1/2" x 8-1/2" scored at 4-1/4" (top fold card); 4" x 4" square
- Designer Series Paper: 3" x 1-1/2" (total of 3)
- Whisper White Cardstock: 4" x 4" square
- Colorful Seasons Stamp Set
- Tuxedo Black Memento Ink Pad
- Layering Ovals Framelits



# Maximizing Your Designer Series Paper

Margaret Knight  
678-910-2480  
[Margkni@gmail.com](mailto:Margkni@gmail.com)  
[www.margaretknight.net](http://www.margaretknight.net)

## Card #8



- Lemon Lime Twist: 4-1/4" x 11" scored at 5-1/2" (top fold card)
- Designer Series Paper: 3-1/2" x 1"; 1-3/4" x 1-3/4" (total of 2)
- Whisper White Card Stock: 1/2" x 3"
- All Thing Thanks Stamp Set
- Lemon Lime Twist Classic Stampin' Pad
- White Flax Ribbon
- Stapler

# Maximizing Your Designer Series Paper

Margaret Knight  
678-910-2480  
[Margkni@gmail.com](mailto:Margkni@gmail.com)  
[www.margaretknight.net](http://www.margaretknight.net)

## Card #9



- Thick Whisper White Cardstock: 4-1/4" x 11" scored at 5-1/2" (top fold card)
- Grapefruit Grove Cardstock: 4-1/2" x 3-1/2", 2-3/4" x 2-3/4" for Layering Circles Framelits or retired 2-12" circle punch
- Designer Series Paper: 3-1/2" x 4-1/2"
- Whisper White Cardstock: 2-1/2" x 2-1/2" for circle punch size 2-1/4"
- Rooted in Nature Stamp Set
- Tuexdo Black Memento Ink Pad
- Nature's Twine (Grapefruit Grove)

# Maximizing Your Designer Series Paper

Margaret Knight  
678-910-2480  
[Margkni@gmail.com](mailto:Margkni@gmail.com)  
[www.margaretknight.net](http://www.margaretknight.net)

## Card #10



- Pool Party Cardstock: 5-1/2" x 8-1/2" scored at 4-1/4" for card base; 2-3/4" square for 2-1/2" Layering Circles Framelit or retired 2-1/2" Circle Punch
- Whisper White Cardstock: 5-1/4" x 4", 2-1/2" x 2-1/2" for 2-1/4" circle punch
- Designer Series Paper: 5" x 1-1/2"; 1/4" x 3-1/2"
- Doily Designs Stamp Set
- Tuxedo Black Memento Ink Pad
- White Flax Ribbon

# Maximizing Your Designer Series Paper

Margaret Knight  
678-910-2480  
[Margkni@gmail.com](mailto:Margkni@gmail.com)  
[www.margaretknight.net](http://www.margaretknight.net)

## Card 11:



- Lemon Lime Twist Cardstock: 5-1/2" x 8-1/2" scored at 4-1/4" (top fold card base)
- Designer Series Paper: 1/2" x 5-1/2"
- Pool Party Cardstock: 4" x 4"
- Whisper White Cardstock: 4" x 4"
- Rooted in Nature Stamp Set
- Tuxedo Black Memento Ink pad
- Layering Circles Framelits
- Stitched Shapes Framelits
- Silver & Pool Party Baker's Twine

# Maximizing Your Designer Series Paper

Margaret Knight  
678-910-2480  
[Margkni@gmail.com](mailto:Margkni@gmail.com)  
[www.margaretknight.net](http://www.margaretknight.net)

## Card 12:



- Thick Whisper White Cardstock: 4-1/4" x 11" scored at 5-1/2" (top fold card base)
- Lemon Lime Twist Cardstock: 1-3/4" x 1-3/4" (total of 4); 1-1/4" x 3-3/4"
- Whisper White Cardstock: 1" x 3-1/2", 4" x 2-1/4" to stamp 3 flowers to cut & layer - top layer cut only center portion of flower
- Painted Seasons Stamp Set (FREE Sale-a-Bration stamp set)
- Incredible Like You Stamp Set
- Tuxedo Black Memento Ink Pad
- Pool Party Classic Stampin' Pad
- Basic Adhesive-Backed Sequins



# Maximizing Your Designer Series Paper

Margaret Knight  
678-910-2480  
[Margkni@gmail.com](mailto:Margkni@gmail.com)  
[www.margaretknight.net](http://www.margaretknight.net)

- [Painted Seasons Designer Series Paper - 149574](#)  
Price: \$0.00
- [Painted Seasons Cling Stamp Set - 149722](#)  
Price: \$0.00
- [Whisper White 8-1/2" X 11" Thick Cardstock - 140272](#)  
Price: \$7.75
- [Pool Party 8-1/2" X 11" Cardstock - 122924](#)  
Price: \$8.50
- [Lemon Lime Twist 8-1/2" X 11" Cardstock - 144245](#)  
Price: \$8.50
- [Grapefruit Grove 8-1/2" X 11" Cardstock - 146972](#)  
Price: \$8.50
- [Tuxedo Black Memento Ink Pad - 132708](#)  
Price: \$6.00
- [Grapefruit Grove Classic Stampin' Pad - 147142](#)  
Price: \$7.50
- [Pool Party Classic Stampin' Pad - 147107](#)  
Price: \$7.50
- [Lemon Lime Twist Classic Stampin' Pad - 147145](#)  
Price: \$7.50
- [Love What You Do Photopolymer Stamp Set - 148042](#)  
Price: \$21.00
- [Stitched All Around Clear-Mount Bundle - 148374](#)  
Price: \$46.75
- [Beauty Abounds Cling Stamp Set - 148726](#)  
Price: \$23.00
- [Dandelion Wishes Clear-Mount Stamp Set - 146747](#)  
Price: \$20.00
- [Rooted In Nature Clear-Mount Stamp Set - 146482](#)  
Price: \$42.00

# Maximizing Your Designer Series Paper

Margaret Knight

678-910-2480

[Margkni@gmail.com](mailto:Margkni@gmail.com)

[www.margaretknight.net](http://www.margaretknight.net)

- [All Things Thanks Clear-Mount Stamp Set - 143097](#)  
Price: \$19.00
- [Colorful Seasons Photopolymer Stamp Set - 143726](#)  
Price: \$27.00
- [Dear Doily Cling Stamp Set - 148690](#)  
Price: \$24.00
- [Incredible Like You Photopolymer Stamp Set - 148708](#)  
Price: \$17.00
- [Layering Circle Framelits Dies - 141705](#)  
Price: \$35.00
- [Layering Ovals Framelits Dies - 141706](#)  
Price: \$35.00
- [1" \(2.5 Cm\) Circle Punch - 119868](#)  
Price: \$13.00
- [1-1/4" \(3.2 Cm\) Circle Punch - 119861](#)  
Price: \$16.00
- [2-1/4" \(5.7 Cm\) Circle Punch - 143720](#)  
Price: \$18.00
- [Pretty Label Punch - 143715](#)  
Price: \$18.00
- [Whisper White 5/8" \(1.6 Cm\) Flax Ribbon - 148764](#)  
Price: \$7.00
- [Silver & Pool Party Baker's Twine - 147015](#)  
Price: \$4.00
- [Nature's Twine - 146342](#)  
Price: \$9.00
- [Lemon Lime Twist 1/4" Ombre Ribbon - 144234](#)  
Price: \$7.00
- [Lemon Lime Twist 3/8" \(1 Cm\) Mini Ruffled Ribbon - 146947](#)  
Price: \$8.00

# Maximizing Your Designer Series Paper

**Margaret Knight**

678-910-2480

[Margkni@gmail.com](mailto:Margkni@gmail.com)

[www.margaretknight.net](http://www.margaretknight.net)

- [Grapefruit Grove 1/8" \(3.2 Mm\) Grosgrain Ribbon - 146954](#)  
Price: \$6.00
- [Basic Adhesive-Backed Sequins - 146933](#)  
Price: \$7.00
- [Rhinestone Basic Jewels - 144220](#)  
Price: \$5.00