

# Triple Layer Card using Painted Seasons

Margaret Knight

678-910-2480

[Margkni@gmail.com](mailto:Margkni@gmail.com)

[www.margaretknight.net](http://www.margaretknight.net)



## Project Materials:

### -Cardstock:

-Highland Heather: 4-1/4" x 11" (scored at 5-1/2" for base layer), 3-1/4" x 4-1/2" (second layer), 2-1/4" x 3-1/2" (third layer), 2" x 3" (for sentiment)

-Whisper White: 2- 4" x 5-1/4" (one for base layer & one for interior); 3" x 4-1/4" (second layer), 2" x 3-1/4" (third layer), 2" x 3" (sentiment); 2-1/4 x 4" (for flower & leaves)

-Painted Seasons Cling Stamp Set

-Four Seasons Framelits Dies

-Highland Heather Classic Stampin' Pad

-Pear Pizzazz Classic Stampin' Pad

-Itty Bitty Birthday Stamp Set

-Layering Ovals Framelits

-Pretty Label Punch

-Versamark Pad

-Clear Stampin' Emboss Powder

-Heat Tool

-Stamparatus

-Basic Rhinestones

-Whisper White 1/8" Sheer Ribbon

-Stampin' Dimensionals

-Snail Adhesive


-Big Shot

# Triple Layer Card using Painted Seasons

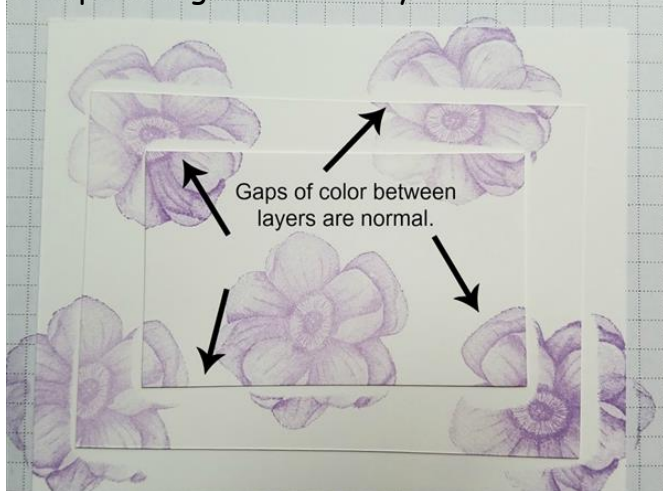
Margaret Knight  
678-910-2480  
[Margkni@gmail.com](mailto:Margkni@gmail.com)  
[www.margaretknight.net](http://www.margaretknight.net)

## Directions:

1. Fold card base along score line to create a side opening horizontal card.
2. Stack the whisper white cardstock layers (base, second & third layers)



3. Randomly stamp flower using Highland Heather ink. There will be gaps between the stamped images on each layer. This will disappear when layered.



4. Stamp one Highland Heather flower and three Pear Pizzazz leaves onto the 2-1/4" x 4" whisper white card stock. Cut using the coordinating framelits from Four Seasons Framelits Dies.
5. Position the "they say it's your birthday" stamp onto Stamparatus. Stamp sentiment using Highland Heather onto the 2" x 3" whisper white cardstock. **Clean** ink from stamp and reink using Versamark. Restamp the sentiment. Remove stamped paper from Stamparatus, apply clear emboss powder and heat set. (this makes the sentiment color "pop")
6. Use Oval Framelit to cut sentiment and the Pretty Label Punch to cut the 2" x 3" Highland Heather cardstock. Attach the sentiment to the label with snail adhesive. Embellish with basic rhinestone jewels.

# Triple Layer Card using Painted Seasons

Margaret Knight

678-910-2480

[Margkni@gmail.com](mailto:Margkni@gmail.com)

[www.margaretknight.net](http://www.margaretknight.net)

7. Assemble card by layering the stamped layers with the cardstock layers - be sure to stack the flowers so each matches properly. Refer to card photo as reference.
8. Embellish top layer with the flower and leaves. Attach using stampin' dimensionals.
9. Add sentiment layer with dimensionals to side of flower.
10. Complete by adding a double loop bow.

# Triple Layer Card using Painted Seasons

Margaret Knight

678-910-2480

[Margkni@gmail.com](mailto:Margkni@gmail.com)

[www.margaretknight.net](http://www.margaretknight.net)



[Painted Seasons Bundle](#)

150349

Price: \$0.00



[Four Seasons Framelits Dies](#)

150074


Price: \$28.00



[Highland Heather 8-1/2 X 11" Cardstock](#)

146986

Price: \$8.50



[Whisper White 8-1/2 X 11" Cardstock](#)

100730

Price: \$9.75



[Highland Heather Classic Stampin' Pad](#)

147103


Price: \$7.50



[Pear Pizzazz Classic Stampin' Pad](#)

147104

Price: \$7.50



[Layering Ovals Framelits Dies](#)

141706

Price: \$35.00



[Pretty Label Punch](#)

143715

Price: \$18.00

# Triple Layer Card using Painted Seasons

Margaret Knight  
678-910-2480  
[Margkni@gmail.com](mailto:Margkni@gmail.com)  
[www.margaretknight.net](http://www.margaretknight.net)



[Stamparatus](#)

146276

Price: \$49.00



[VersaMark Pad](#)

102283

Price: \$9.00



[Clear Stampin'  
Emboss Powder](#)

109130

Price: \$5.00



[Heat Tool \(Us And  
Canada\)](#)

129053


Price: \$30.00



[Big Shot](#)

143263

Price: \$110.00



[Rhinestone Basic  
Jewels](#)

144220

Price: \$5.00



[Whisper White 1/8"  
Sheer Ribbon](#)

144172

Price: \$6.00



[Stampin'  
Dimensionals](#)

104430

Price: \$4.00

# Triple Layer Card using Painted Seasons

**Margaret Knight**  
678-910-2480  
[Margkni@gmail.com](mailto:Margkni@gmail.com)  
[www.margaretknight.net](http://www.margaretknight.net)



[Snail Adhesive](#)

104332

Price: \$7.00